ANTON HIPP
Instruments& Implants

Aneurysmenclip System

Aneurysmclip System

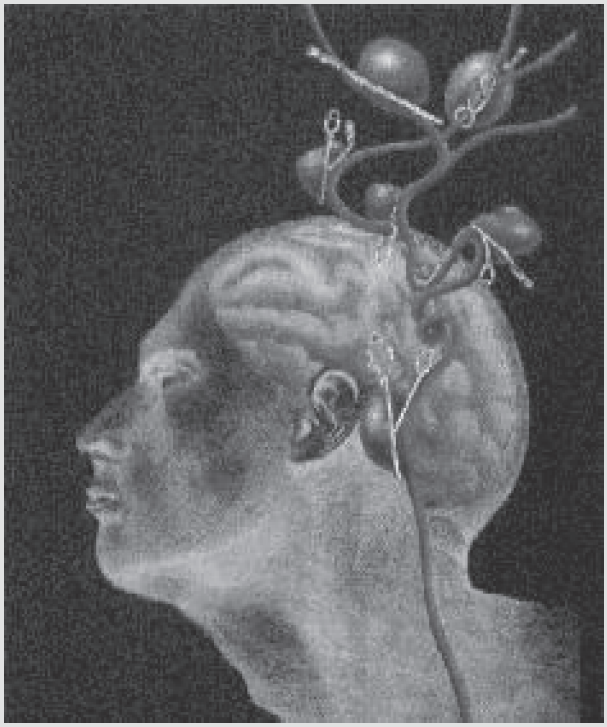

YASARGIL - Aneurysmen - Gefäß - Clips
YASARGIL - Aneurysm - Vessel - Clips

Erklärung zum Katalog - System
Instructions for the catalogue - system

Titanium Ti 6Al 4V / ISO 5832-3

REF
Artikelnummer
Cat. No.

Maullänge
Jaw Length

Titan / Titanium	20.657.40 T	20.657.50 T
Impl. Stahl / Impl. steel	20.657.40	20.657.50
Form	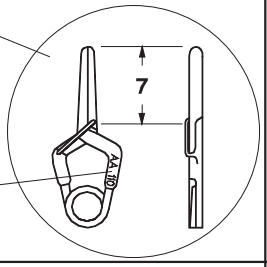	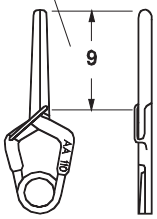
Öffnung/max. opening	6,2 mm	7,0 mm
Druck / Force	150 gms	180 gms

REF
Artikelnummer
Cat. No.

SN
fortlaufende Seriennr.
Serial No.

Max. Maulöffnung
Max. Opening

Schließdruck
Closing Force

YASARGIL - Aneurysmen - Gefäß - Clips
YASARGIL - Aneurysm - Vessel - Clips

Merkmale des Clip

Serien - Nummer

Jeder Clip erhält eine individuelle Seriennummer,
durch Laserbeschriftung welche eine Rückverfolgbarkeit

- des gesamten Herstellungsprozesses
- der Schließkraft
- der Charge

gewährleistet.

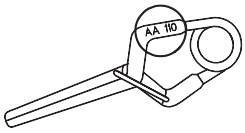

Features of the Clip

Serial - Number

Each clip is coded with an individual serial number -
marked by laser technology.
The serial number guarantees a detailed follow-up of

- the whole production process
- the closure force
- from raw materiel to the final product

Verpackung - Etikett

Jeder Clip wird einzeln verpackt.
Die Verpackung erfolgt in Klarsicht - Boxen aus
Hartplastik. Spezielle Verpackungswünsche von
Kunden werden berücksichtigt.
In diesem Fall erfolgt ein Vermerk auf dem internen
Auftrag.

Die Klarsicht - Box wird mit einem Etikett (Label) versehen.
Diese sichert eine schnelle und sichere Identifikation
des Clip.

Auf dem Etikett sind folgende Daten aufgedruckt.

- Katalognummer (REF)
- Produktbezeichnung
- Illustration
- Schließkraft in g
- Toleranz der Schließkraft
- Maullänge
- Maximale Öffnungsweite
- Maulgeometrie
- Seriennummer (SN)
- Maulprofil
- Materialbeschreibung
- Lot Nummer
- Vermerk “NOT STERILE”
- WARNUNG

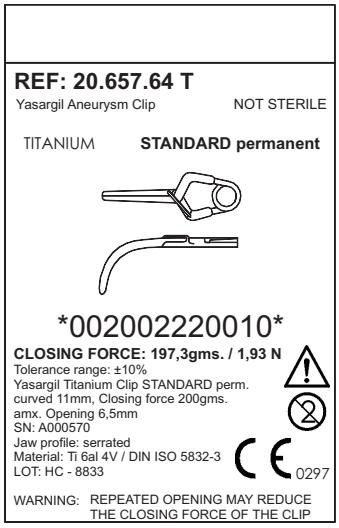

Packing - Labeling

Each clip is individually packaged in a transparent box
made of resistant plastic.
Special wishes of customers regarding the packaging
will be cosidered by us. This will be marked on
an internal instruction.

The transparent box is marked with a label in order to
assure a quick and sure identification of the clip.

On the label you can find the following data:

- cataloge number
- Product description
- Illustration
- Closing force in g
- Tolerance range of closing force
- Blade length
- Maximum opening
- Blade geometry
- Serial number
- Jaw profile
- Material description
- Lot number
- the notes “NOT STERILE”
- WARNING

YASARGIL - Aneurysmen - Gefäß - Clips
YASARGIL - Aneurysm - Vessel - Clips

Merkmale des Clip

Maulprofil

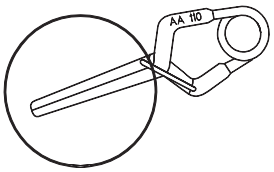

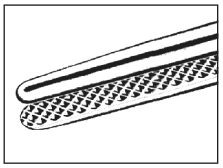

- Die abgerundete, pyramidenähnliche Struktur wird durch einen speziellen Fertigungsschritt in das Maul geprägt und vermeidet scharfe Kanten, die ein Aneurysma perforieren könnten.
- Keine Kanten (Grate) durch zusätzliches Abrunden der an die Clip - Außenseite grenzenden Strukturen.
- Dadurch wirklich atraumatisches Applizieren des Clip.
- Größere Oberfläche aufgrund des pyramidenähnlichen Designs der Maulinnenflächen.
  Das Gewebe des Aneurysmenhalses kann sich in die Oberflächenstruktur der Maulinnenflächen legen.
  Die kreuzähnliche Struktur der Pyramidenfläche verdoppelt die Haltefläche.
- Der Anlegedruck wird gleichmäßig über die ganze Maullänge verteilt.
- Der konvexe Schluß des Clip stellt einen untraumatischen und sicheren Verschluß des Aneurysmenhalses sicher.
- Ein Verrutschen des Clip wird verhindert.

Feder - Design

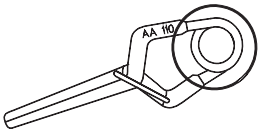

- Die Federgröße - unterschiedlich bei Standard und Mini Clipsen sind innerhalb der Clipse eines Types identisch.
- Damit wird in bezug auf unsere Clipanlegezangen (Clip / Zangenmaul) ein Höchstmaß an Paßgenauigkeit sichergestellt.

Bügel - Design

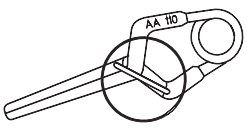

- Laserschweißen
- Der Bügel sichert die präzise Führung der Branchen und ein “weiches” Öffnen des Clip während des gesamten Spreizvorgangs.
- Die Kontaktfläche der Branchen werden “über die gesamte Länge” exakt symetrisch geführt, was die zusätzliche Stabilität des Clip sichert.
- Keine Überbeanspruchung des Materials, da das Bügeldesign die maximale Öffnungsweite begrenzt.

Features of the Clip

Jaw - Profile

- The rounded, pyramid-like structure is stamped into the jaws through a special step in production and prevents sharp edges witch could perforate an aneurysm
- No edges or burrs by additional rounding of structures that border the clip outer side.
  Because of this real atraumatic application of the clip.
- Increased surface area due to the pyramid-like design of the jaws.
  the cross-like structure of inner jaws pyramid surface doubles the tissue-holding area.
- The applied pressure distributes itself evenly over the lenght of the jaws.
- The convex closure of the clip assures an atraumatic and secure closure of the aneurysm.
- Sliding of the clip is prevented.

Spring - Design

- The spring size, wich is different in the Standard and Mini Clips, is the same within the same type of Clip.
- Thus, it is ensured that the Clip Applier fits to the Clip at the highest degree.

Link - Design

- laser welded
- The link ensures the precise guidance of the jaws and a “soft” opening of the clip during the whole spreading process.
- The contact surfaces of the jaws are guided symmetrically in an exact way “over the whole length”. This fact guarantees an additional stability of the Clip.
- No over-stress of the material because the design of the link limits the maximum spread.

YASARGIL - Aneurysmen - Gefäß - Clips
YASARGIL - Aneurysm - Vessel - Clips

Merkmale des Clip

Schließkraft

- Die Schließkraft wird bei einem Drittel der Maullänge und 0,5mm Öffnung gemessen.
- Die Endkontrolle des Clip wird mit einer computergesteuerten Meßanlage durchgeführt.
- Die Schließkraft wird exakt innerhalb einer bestimmten Toleranz angegeben.
- Ein Computerprogramm stellt sicher, daß nur Clips mit einer zuvor fixierten Schließkraft die Endkontrolle passieren, eine Manipulation ist ausgeschlossen.
- Während des Kontrollvorgangs werden alle relevanten technischen Daten gespeichert und auf einem Etikett (Labeling) ausgedruckt.

Features of the Clip

Closing - Force

- the closing force is measured at one third of the jaw lenght and an opening of 0.5mm.
- The final quality control of the clip is effected by a microprocessor - controlled measuring equipment.
- The closing force is indicated exactly within a certain tolerance.
- By the help of a special software program we assure that before the clip passes the final quality control its closure force is fixed
  As a consequence we exclude any kind of manipulation.
- All relevant technical data are stored during the control procedure and printed on the label.

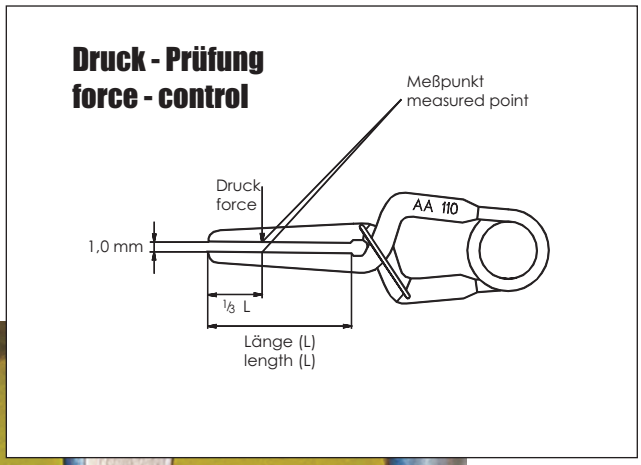



YASARGIL - Aneurysmen - Gefäß - Clips
YASARGIL - Aneurysm - Vessel - Clips

Merkmale des Clip

Material und Qualitätssicherung

Zur Herstellung unserer Aneurysm Clips werden folgende Materialien verwendet:

- Titan - Ti 6Al 4V / DIN ISO 5832-3
- Implantatstahl - Phynox / DIN ISO 5832-7

für beide Materialien treffen folgende Eigenschaften zu:

- Hohe Festigkeit
- Sehr gute Gewebeverträglichkeit
- Sicherer Verschluß der Gefäße
- Antimagnetisch
- Bestens geeignet als Implantatwerkstoff
- Sicherheit gegen Überbeanspruchung

Features of the Clip

Material and Quality Assurance

Following materials are used for the production of our Aneurysm Clips

- Titan - Ti 6Al 4V / DIN ISO 5832-3
- Implant Steel - Phynox / DIN ISO 5832-7

for both materials, the following qualities apply:

- High mechanical solidity
- Exellent tissue compatibility
- Secure lock of the vessels
- Nonmagnetic
- Suitable in the best possible way as a implant material
- Safety against overstrain

Zertifikat

mdc medical device certification GmbH
bescheinigt hiermit, dass das Unternehmen

Anton Hipp GmbH
Annastraße 25/1
78567 Fridingen
Deutschland

im Geltungsbereich

Beschaffung, Herstellung und Vertrieb von Knochenimplantaten, Gefäß-Clips zur vorübergehenden Anwendung, chirurgische Instrumente und Geräte, Instrumente für die Elektrochirurgie

ein

Qualitätsmanagementsystem

eingeführt hat und anwendet.

Ein Audit von mdc hat den Nachweis erbracht, dass dieses Qualitätsmanagementsystem die Forderungen der folgenden Norm erfüllt:

DIN EN ISO 13485

Medizinprodukte – Qualitätsmanagementsysteme – Anforderungen für regulatorische Zwecke

(ISO 13485:2003)

Dieses Zertifikat ist gültig bis: 2013-10-08
Zertifikat-Registrier-Nr.: 1803.48.01/0
Stuttgart, den 2008-10-08

Leiter Zertifizierungsstelle

mdc medical device certification
ein Unternehmen von ZDH-ZERT

mdc medical device certification GmbH
Kriegerstraße 6
D-70191 Stuttgart, Germany
Phone: +49-(0)711-253597-0
Fax: +49-(0)711-253597-10
Internet: http://www.mdc-ce.de

EG-Zertifikat

mdc medical device certification GmbH
Benannte Stelle 0483
bescheinigt hiermit, dass das Unternehmen

Anton Hipp GmbH
Annastraße 25/1
78567 Fridingen
Deutschland

im Geltungsbereich

Knochenimplantate, Gefäß-Clips zur vorübergehenden Anwendung, chirurgische Instrumente und Geräte, Instrumente für die Elektrochirurgie (siehe Anlage)

ein

Qualitätssicherungssystem

für Auslegung, Fertigung und Endkontrolle eingeführt hat und anwendet.

Ein Audit von mdc hat den Nachweis erbracht, dass dieses Qualitätssicherungssystem die Forderungen gemäß

Anhang II – Abschnitt 3
der EG-Richtlinie 93/42/EWG

des Rates vom 14. Juni 1993 über Medizinprodukte erfüllt.

Die Überwachung erfolgt gemäß Anhang II, Abschnitt 5.

Dieses Zertifikat ist gültig bis: 2013-10-08
Zertifikat-Registrier-Nr.: 1803.15.01/0
Stuttgart, den 2008-10-08

Leiter Zertifizierungsstelle

mdc medical device certification
ein Unternehmen von ZDH-ZERT

mdc medical device certification GmbH
Kriegerstraße 6
D-70191 Stuttgart, Germany
Phone: +49-(0)711-253597-0
Fax: +49-(0)711-253597-10
Internet: http://www.mdc-ce.de

Sterilisier- und Lagerungscontainer

Utility tray for storage & sterilization

Sterilisier- und Lagerungstray

Bestehend aus Boden, Einlage und Deckel
- mit 32 Vertiefungen (Boden, 16 Einlage)
- Kunststoff PPSU
- sterilisierbar bis 3 bar (143°C / 289°F)



REF
Artikelnr.
20.650.01

Utility tray for storage and sterilization

Complete with inlay and lid
- space for 32 clips
- made out of palstic (PPSU)
- sterilizable up to 3 bar (143°C / 289°F)

Sterilisier- und Lagerungscontainer

Utility tray for storage & sterilization

Sterilisier- und Lagerungstray

Bestehend aus Boden, Einlage und Deckel
- mit 54 Vertiefungen (Boden, 24 Einlage und Instrumentenfach)
- Kunststoff PPSU
- sterilisierbar bis 3 bar (143°C / 289°F)



REF
Artikelnr.
20.650.05

Utility tray for storage and sterilization

Complete with inlay and lid
- space for 54 clips (lower tray 24 clips and
  space for appl. forceps
- made out of palstic (PPSU)
- sterilizable up to 3 bar (143°C / 289°F)

YASARGIL - Aneurysmen - Gefäß - Clips
YASARGIL - Aneurysm - Vessel - Clips

STANDARD

für permanenten Verschluß
for permanent closure

Titan / Titanium	20.657.40 T	20.657.50 T	20.657.60 T	20.657.80 T	20.657.92 T	20.657.90 T
Impl. Stahl / Impl. steel	20.657.40	20.657.50	20.657.60	20.657.80	20.657.92	20.657.90
Form	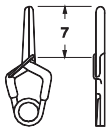	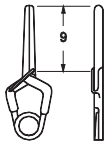	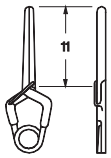	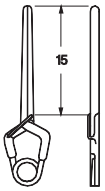	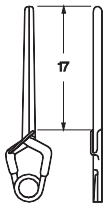	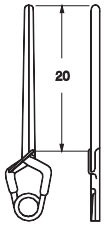
Öffnung/max. opening	6,2 mm	7,0 mm	7,8 mm	9,2 mm	10,6 mm	11,4 mm
Druck / Force	150 gms	180 gms	180 gms	200 gms	200 gms	200 gms

20.658.40 T	20.657.42 T	20.657.52 T	20.657.62 T	20.657.82 T	20.658.95 T	20.657.44 T
20.658.40	20.657.42	20.657.52	20.657.62	20.657.82	20.658.95	20.657.44
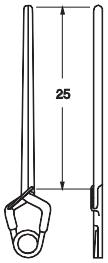	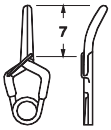	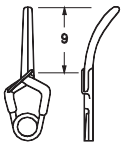	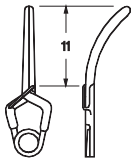	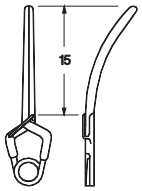	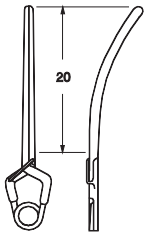	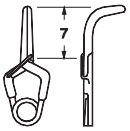
13,3 mm	6,0 mm	6,8 mm	7,5 mm	8,7 mm	11,0 mm	5,5 mm
200 gms	150 gms	180 gms	180 gms	200 gms	200 gms	150 gms

65.754 T	20.657.64 T	20.657.84 T	20.658.96 T	20.658.23 T	20.658.24 T	20.658.25 T
65.754	20.657.64	20.657.84	20.658.96	20.658.23	20.658.24	20.658.25
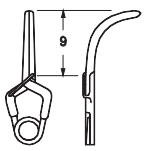	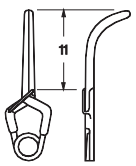	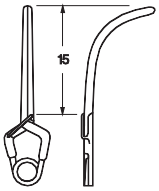	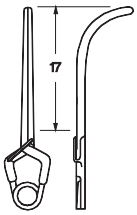	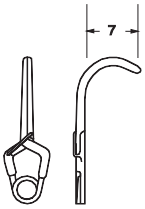	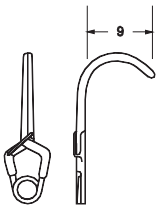	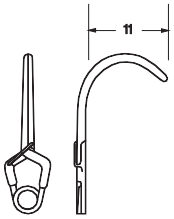
6,1 mm	6,5 mm	7,4 mm	9,9 mm	5,4 mm	5,8 mm	6,2 mm
180 gms	180 gms	200 gms	200 gms	180 gms	180 gms	180 gms

YASARGIL - Aneurysmen - Gefäß - Clips
YASARGIL - Aneurysm - Vessel - Clips

STANDARD

für permanenten Verschluß
for permanent closure

Titan / Titanium	20.657.48 T	20.657.58 T	20.657.59 T	20.657.97 T	20.657.98 T	20.656.03 T
Impl. Stahl / Impl. steel	20.657.48	20.657.58	20.657.59	20.657.97	20.657.98	20.656.03
Form	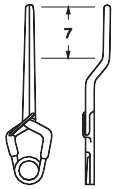	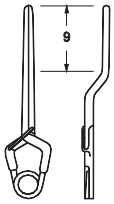	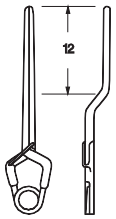	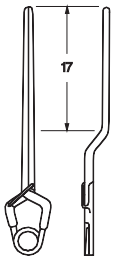	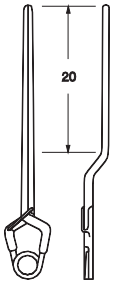	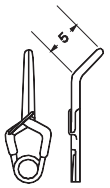
Öffnung/max. opening	7,9 mm	8,7 mm	10,2 mm	11,9 mm	13,0 mm	6,2 mm
Druck / Force	200 gms	200 gms	200 gms	180 gms	180 gms	200 gms

20.656.13 T	20.656.23 T	20.657.63 T	20.658.19 T	20.658.20 T	20.658.22 T	20.658.50 T
20.656.13	20.656.23	20.657.63	20.658.19	20.658.20	20.658.22	20.658.50
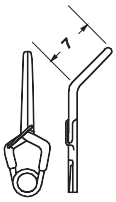	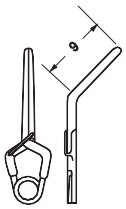	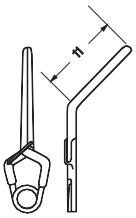	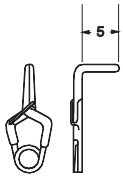	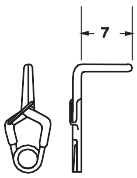	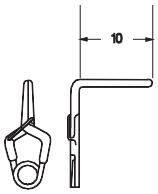	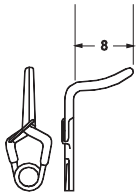
6,5 mm	7,8 mm	8,4 mm	5,6 mm	5,6 mm	5,6 mm	5,4 mm
200 gms	200 gms	200 gms	200 gms	200 gms	200 gms	200 gms

20.658.51 T	20.658.30 T	20.658.32 T	20.658.33 T	20.657.46 T	20.657.61 T	20.657.47 T
20.658.51	20.658.30	20.658.32	20.658.33	20.657.46	20.657.61	20.657.47
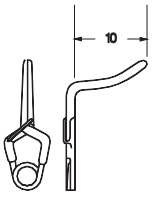	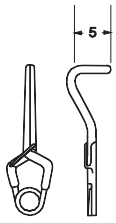	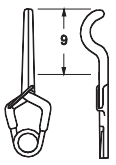	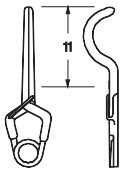	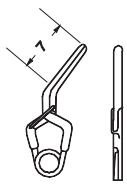	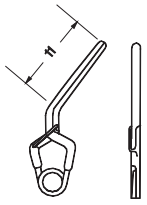	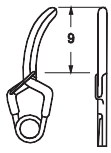
5,6 mm	7,2 mm	7,2 mm	8,2 mm	5,7 mm	8,0 mm	6,2 mm
200 gms	200 gms	200 gms	200 gms	200 gms	200 gms	200 gms

YASARGIL - Aneurysmen - Gefäß - Clips
YASARGIL - Aneurysm - Vessel - Clips

STANDARD

für permanenten Verschluß
for permanent closure

Titan / Titanium	20.658.97 T	20.657.70 T	20.657.71 T	20.657.72 T	20.657.73 T	
Impl. Stahl / Impl. steel	20.658.97	20.657.70	20.657.71	20.657.72	20.657.73	
Form	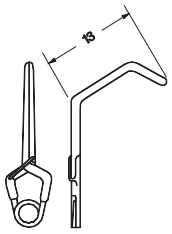	Stufenhöhe 2,5mm Height of step 2,5mm 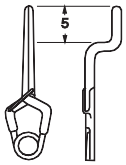	Stufenhöhe 3,5mm Height of step 3,5mm 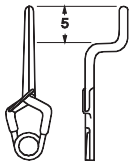	Stufenhöhe 4,5mm Height of step 4,5mm 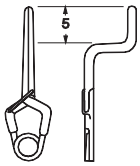	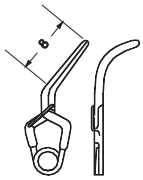	
Öffnung/max. opening	7,5 mm	8,0 mm	8,0 mm	8,0 mm	5,5 mm	
Druck / Force	200 gms	200 gms	200 gms	200 gms	180 gms	

YASARGIL - Aneurysmen - Gefäß - Clips
YASARGIL - Aneurysm - Vessel - Clips

STANDARD

für temporären Verschluß
for temporary closure

Titan / Titanium	20.652.40 T	20.652.50 T	20.652.60 T	20.652.80 T	20.652.92 T	20.652.90 T
Impl. Stahl / Impl. steel	20.652.40	20.652.50	20.652.60	20.652.80	20.652.92	20.652.90
Form	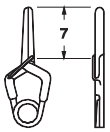	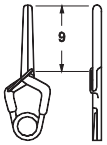	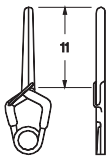	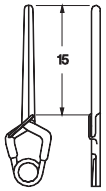	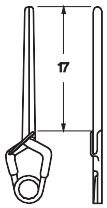	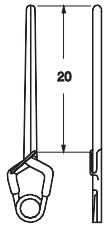
Öffnung/max. opening	6,2 mm	7,0 mm	7,8 mm	9,2 mm	10,6 mm	11,4 mm
Druck / Force	110 gms	90 gms	90 gms	90 gms	90 gms	110 gms

20.653.40 T	20.652.42 T	20.652.52 T	20.652.62 T	20.652.82 T	20.653.95 T	20.652.44 T
20.653.40	20.652.42	20.652.52	20.652.62	20.652.82	20.653.95	20.652.44
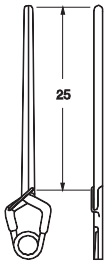	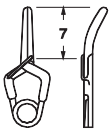	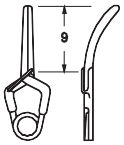	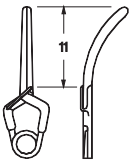	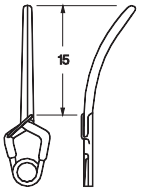	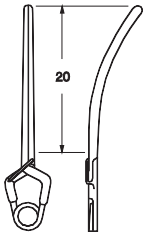	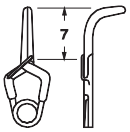
13,3 mm	6,0 mm	6,8 mm	7,5 mm	8,7 mm	11,0 mm	5,5 mm
110 gms	110 gms	90 gms	90 gms	110 gms	90 gms	110 gms

20.652.54 T	20.652.64 T	20.652.84 T	20.653.96 T	20.653.23 T	20.653.24 T	20.653.25 T
20.652.54	20.652.64	20.652.84	20.653.96	20.653.23	20.653.24	20.653.25
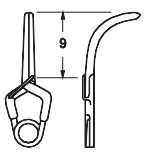	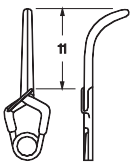	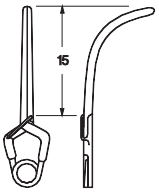	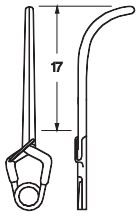	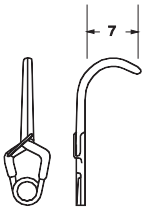	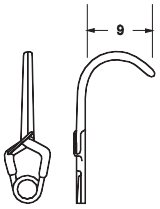	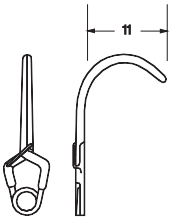
6,1 mm	6,5 mm	7,4 mm	9,9 mm	5,4 mm	5,8 mm	6,2 mm
110 gms	110 gms	110 gms	90 gms	110 gms	110 gms	110 gms

YASARGIL - Aneurysmen - Gefäß - Clips
YASARGIL - Aneurysm - Vessel - Clips

STANDARD

für temporären Verschluß
for temporary closure

Titan / Titanium	20.652.48 T	20.652.58 T	20.652.59 T	20.652.97 T	20.652.98 T	20.651.03 T
Impl. Stahl / Impl. steel	20.652.48	20.652.58	20.652.59	20.652.97	20.652.98	20.651.03
Form	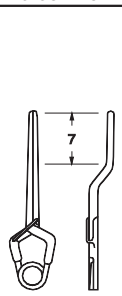	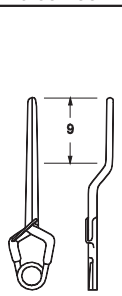	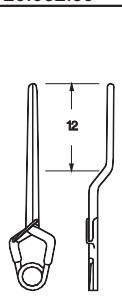	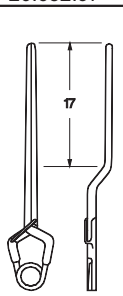	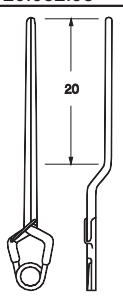	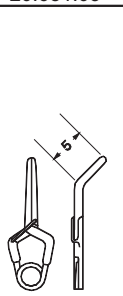
Öffnung/max. opening	7,9 mm	8,7 mm	10,2 mm	11,9 mm	13,0 mm	6,2 mm
Druck / Force	90 gms	90 gms	90 gms	90 gms	90 gms	110 gms

20.651.13 T	20.651.23 T	20.652.63 T	20.653.19 T	20.653.20 T	20.653.22 T	20.653.50 T
20.651.13	20.651.23	20.652.63	20.653.19	20.653.20	20.653.22	20.653.50
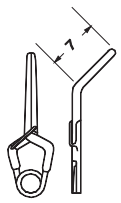	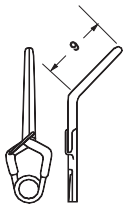	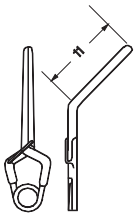	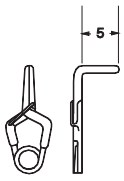	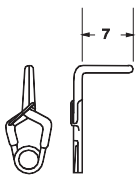	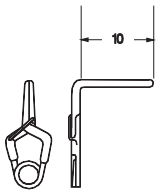	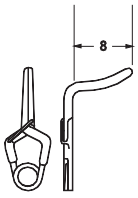
6,5 mm	7,8 mm	8,4 mm	5,6 mm	5,6 mm	5,6 mm	5,4 mm
110 gms	110 gms	110 gms	130 gms	130 gms	130 gms	130 gms

20.653.51 T	20.653.30 T	20.653.32 T	20.653.33 T	20.652.46 T	20.652.61 T	20.652.47 T
20.653.51	20.653.30	20.653.32	20.653.33	20.652.46	20.652.61	20.652.47
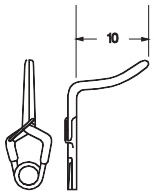	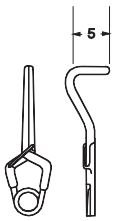	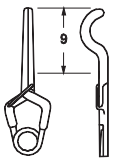	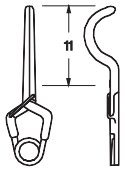	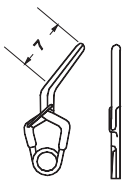	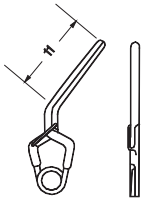	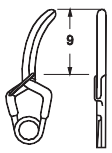
5,6 mm	7,2 mm	7,2 mm	8,2 mm	5,7 mm	8,0 mm	6,2 mm
130 gms	90 gms	90 gms	90 gms	90 gms	90 gms	90 gms

YASARGIL - Aneurysmen - Gefäß - Clips
YASARGIL - Aneurysm - Vessel - Clips

STANDARD

für temporären Verschluß
for temporary closure

Titan / Titanium	20.653.97 T	20.652.70 T	20.652.71 T	20.652.72 T	20.652.73 T	
Impl. Stahl / Impl. steel	20.653.97	20.652.70	20.652.71	20.652.72	20.652.73	
Form	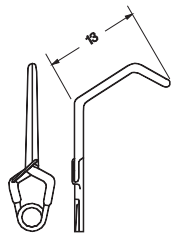	Stufenhöhe 2,5mm Height of step 2,5mm 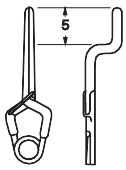	Stufenhöhe 3,5mm Height of step 3,5mm 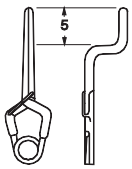	Stufenhöhe 4,5mm Height of step 4,5mm 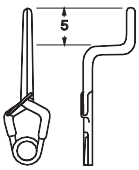	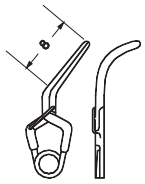	
Öffnung/max. opening	7,5 mm	8,0 mm	8,0 mm	8,0 mm	5,5 mm	
Druck / Force	90 gms	90 gms	90 gms	90 gms	90 gms	

YASARGIL - Aneurysmen - Gefäß - Clips
YASARGIL - Aneurysm - Vessel - Clips

STANDARD

für permanenten Verschluß , gefenstert 3,5 mm
for permanent closure , fenestrated 3,5 mm

Titan / Titanium	20.656.00 T	20.656.10 T	20.656.20 T	20.656.02 T	20.656.12 T	20.656.22 T
Impl. Stahl / Impl. steel	20.656.00	20.656.10	20.656.20	20.656.02	20.656.12	20.656.22
Form	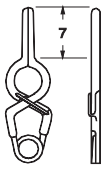	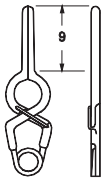	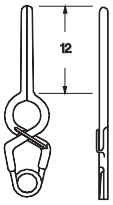	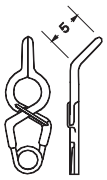	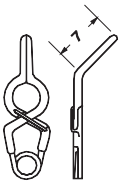	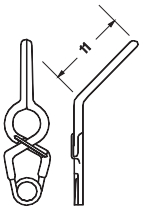
Öffnung/max. opening	7,4 mm	8,4 mm	9,6 mm	5,8 mm	6,5 mm	7,2 mm
Druck / Force	150 gms	150 gms	180 gms	150 gms	150 gms	180 gms

20.656.04 T	20.656.14 T	20.656.24 T	20.655.97 T	20.655.98 T	20.655.99 T
20.656.04	20.656.14	20.656.24	20.655.97	20.655.98	20.655.99
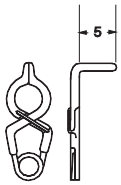	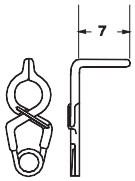	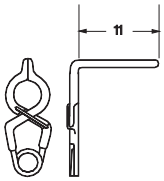	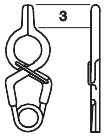	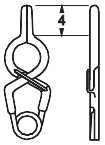	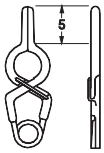
4,9 mm	4,9 mm	4,9 mm	7,4 mm	7,4 mm	7,4 mm
150 gms	150 gms	180 gms	150 gms	150 gms	150 gms

YASARGIL - Aneurysmen - Gefäß - Clips
YASARGIL - Aneurysm - Vessel - Clips

STANDARD

für temporären Verschluß , gefenstert 3,5 mm
for temporary closure , fenestrated 3,5 mm

Titan / Titanium	20.651.00 T	20.651.10 T	20.651.20 T	20.651.02 T	20.651.12 T	20.651.22 T
Impl. Stahl / Impl. steel	20.651.00	20.651.10	20.651.20	20.651.02	20.651.12	20.651.22
Form	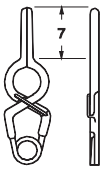	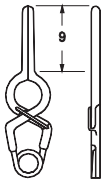	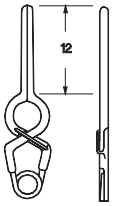	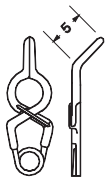	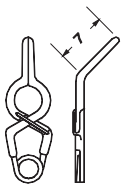	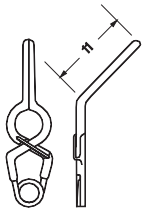
Öffnung/max. opening	7,4 mm	8,4 mm	9,6 mm	5,8 mm	6,5 mm	7,2 mm
Druck / Force	110 gms	110 gms	90 gms	110 gms	110 gms	110 gms

20.651.04 T	20.651.14 T	20.651.24 T	20.650.97 T	20.650.98 T	20.650.99 T
20.651.04	20.651.14	20.651.24	20.650.97	20.650.98	20.650.99
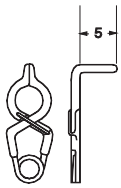	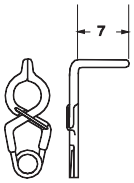	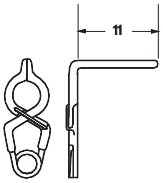	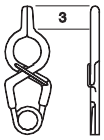	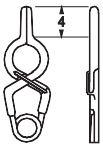	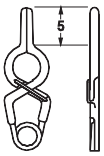
4,9 mm	4,9 mm	4,9 mm	7,4 mm	7,4 mm	7,4 mm
110 gms	110 gms	110 gms	110 gms	110 gms	110 gms

YASARGIL - Aneurysmen - Gefäß - Clips
YASARGIL - Aneurysm - Vessel - Clips

TITANIUM STANDARD temporary

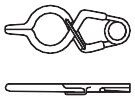

STANDARD

für permanenten Verschluß, gefenstert 5,0 mm
for permanent closure, fenestrated 5,0 mm

Titan / Titanium	20.656.40 T	20.656.50 T	20.656.60 T	20.656.42 T	20.656.52 T	20.656.62 T
Impl. Stahl / Impl. steel	20.656.40	20.656.50	20.656.60	20.656.42	20.656.52	20.656.62
Form	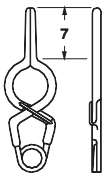	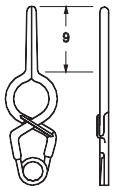	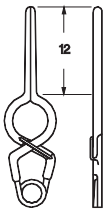	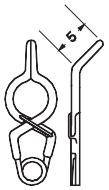	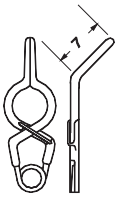	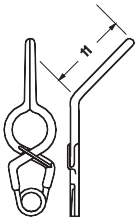
Öffnung/max. opening	7,9 mm	9,1 mm	10,3 mm	6,5 mm	7,2 mm	7,8 mm
Druck / Force	150 gms	150 gms	180 gms	150 gms	150 gms	180 gms

20.656.44 T	20.656.54 T	20.656.64 T	20.656.48 T	20.656.58 T	20.656.68 T
20.656.44	20.656.54	20.656.64	20.656.48	20.656.58	20.656.68
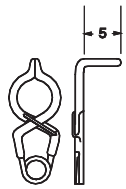	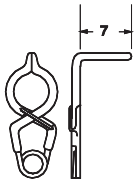	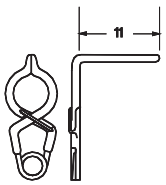	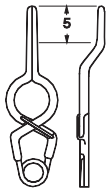	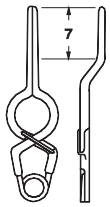	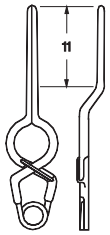
5,5 mm	5,5 mm	5,5 mm	7,9 mm	8,8 mm	10,0 mm
150 gms	150 gms	180 gms	150 gms	150 gms	180 gms

20.656.37 T	20.656.38 T	20.656.39 T
20.656.37	20.656.38	20.656.39
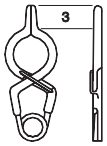	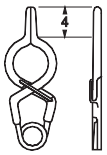	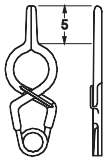
7,4 mm	7,4 mm	7,4 mm
150 gms	150 gms	150 gms

YASARGIL - Aneurysmen - Gefäß - Clips
YASARGIL - Aneurysm - Vessel - Clips

STANDARD

für temporären Verschluß, gefenstert 5,0 mm
for temporary closure, fenestrated 5,0 mm

Titan / Titanium	20.651.40 T	20.651.50 T	20.651.60 T	20.651.42 T	20.651.52 T	20.651.62 T
Impl. Stahl / Impl. steel	20.651.40	20.651.50	20.651.60	20.651.42	20.651.52	20.651.62
Form	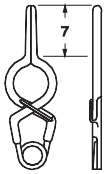	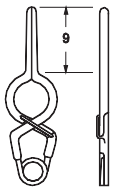	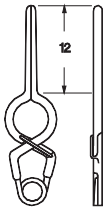	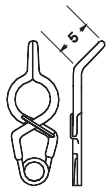	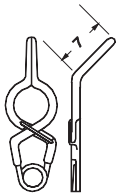	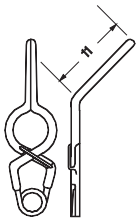
Öffnung/max. opening	7,9 mm	9,1 mm	10,3 mm	6,5 mm	7,2 mm	7,8 mm
Druck / Force	110 gms	100 gms	90 gms	110 gms	110 gms	110 gms

20.651.44 T	20.651.54 T	20.651.64 T	20.651.48 T	20.651.58 T	20.651.68 T
20.651.44	20.651.54	20.651.64	20.651.48	20.651.58	20.651.68
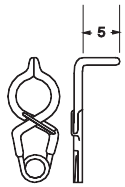	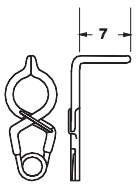	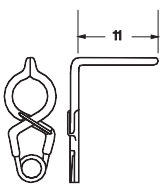	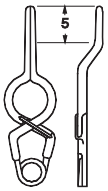	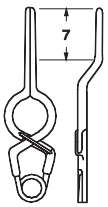	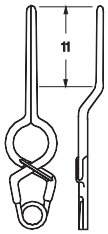
5,5 mm	5,5 mm	5,5 mm	7,9 mm	8,8 mm	10,0 mm
110 gms	110 gms	90 gms	90 gms	90 gms	90 gms

20.651.37 T	20.651.38 T	20.651.39 T
20.651.37	20.651.38	20.651.39
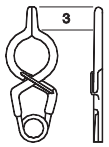	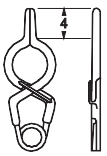	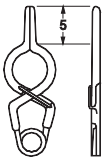
7,4 mm	7,4 mm	7,4 mm
110 gms	110 gms	110 gms

YASARGIL - Aneurysmen - Gefäß - Clips
YASARGIL - Aneurysm - Vessel - Clips

STANDARD

für permanenten Verschluß, gefenstert 5,0 mm
for permanent closure, fenestrated 5,0 mm

Titan / Titanium	20.657.74 T	20.657.75 T	20.657.76 T	20.657.77 T	20.657.78 T	20.657.79 T
Impl. Stahl / Impl. steel	20.657.74	20.657.75	20.657.76	20.657.77	20.657.78	20.657.79
Form	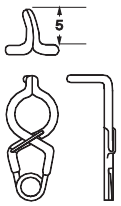	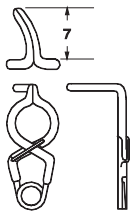	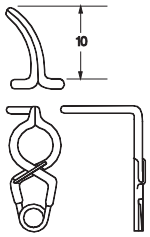	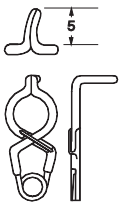	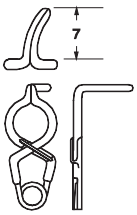	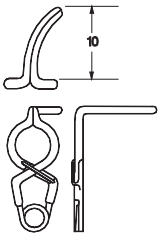
Öffnung/max. opening	5,8 mm	5,8 mm	5,8 mm	5,8 mm	5,8 mm	5,8 mm
Druck / Force	150 gms	150 gms	150 gms	150 gms	150 gms	150 gms

20.658.81 T	20.658.82 T	20.658.83 T	20.658.86 T	20.658.87 T	20.658.88 T	20.658.89 T
20.658.81	20.658.82	20.658.83	20.658.86	20.658.87	20.658.88	20.658.89
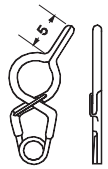	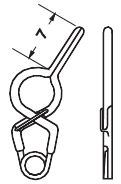	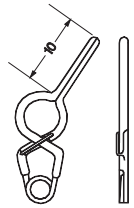	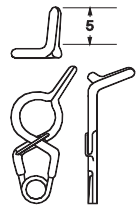	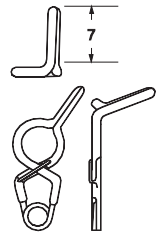	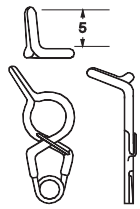	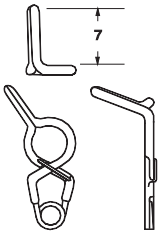
7,0 mm	7,8 mm	8,8 mm	5,8 mm	6,2 mm	5,8 mm	6,2 mm
150 gms	150 gms	150 gms	150 gms	150 gms	150 gms	150 gms

20.658.91 T	20.658.92 T	20.658.93 T	20.658.94 T
20.658.91	20.658.92	20.658.93	20.658.94
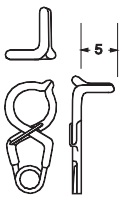	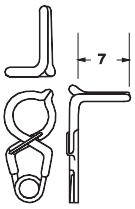	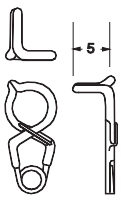	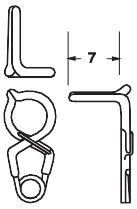
5,6 mm	5,6 mm	5,6 mm	5,6 mm
150 gms	150 gms	150 gms	150 gms

YASARGIL - Aneurysmen - Gefäß - Clips
YASARGIL - Aneurysm - Vessel - Clips

STANDARD

für temporären Verschluß, gefenstert 5,0 mm
for temporary closure, fenestrated 5,0 mm

Titan / Titanium	20.652.74 T	20.652.75 T	20.652.76 T	20.652.77 T	20.652.78 T	20.652.79 T
Impl. Stahl / Impl. steel	20.652.74	20.652.75	20.652.76	20.652.77	20.652.78	20.652.79
Form	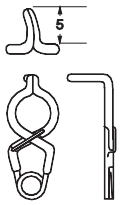	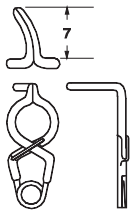	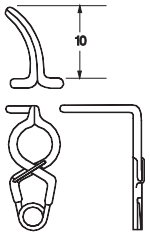	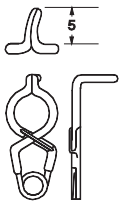	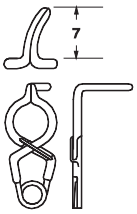	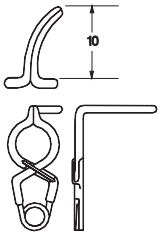
Öffnung/max. opening	5,8 mm	5,8 mm	5,8 mm	5,8 mm	5,8 mm	5,8 mm
Druck / Force	110 gms	110 gms	110 gms	110 gms	110 gms	110 gms

20.653.81 T	20.653.82 T	20.653.83 T	20.653.86 T	20.653.87 T	20.653.88 T	20.653.89 T
20.653.81	20.653.82	20.653.83	20.653.86	20.653.87	20.653.88	20.653.89
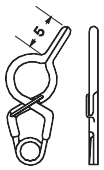	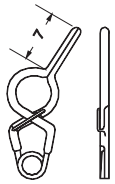	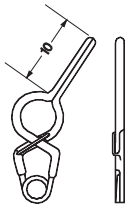	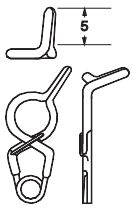	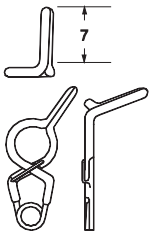	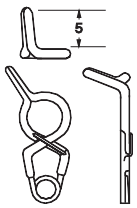	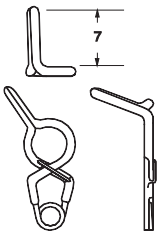
7,0 mm	7,8 mm	8,8 mm	5,8 mm	6,2 mm	5,8 mm	6,2 mm
110 gms	110 gms	110 gms	110 gms	110 gms	110 gms	110 gms

20.653.91 T	20.653.92 T	20.653.93 T	20.653.94 T
20.653.91	20.653.92	20.653.93	20.653.94
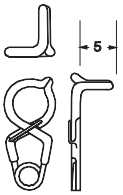	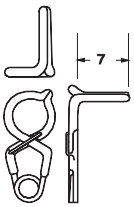	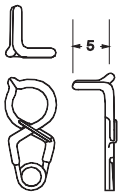	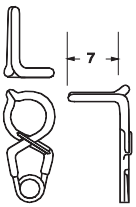
5,6 mm	5,6 mm	5,6 mm	5,6 mm
110 gms	110 gms	110 gms	110 gms

YASARGIL - Aneurysmen - Gefäß - Clips
YASARGIL - Aneurysm - Vessel - Clips

MINI

für permanenten Verschluß
for permanent closure

Titan / Titanium	20.656.80 T	20.656.90 T	20.657.00 T	20.657.10 T	20.657.20 T	20.656.82 T
Impl. Stahl / Impl. steel	20.656.80	20.656.90	20.657.00	20.657.10	20.657.20	20.656.82
Form		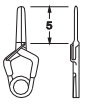		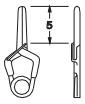	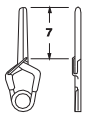	
Öffnung/max. opening	3,3 mm	4,0 mm	3,3 mm	4,0 mm	4,6 mm	3,2 mm
Druck / Force	110 gms	110 gms	110 gms	110 gms	110 gms	110 gms

20.656.92 T	20.657.11 T	20.657.12 T	20.657.13 T	20.657.26 T	20.657.22 T	20.656.94 T
20.656.92	20.657.11	20.657.12	20.657.13	20.657.26	20.657.22	20.656.94
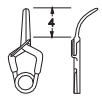		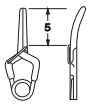		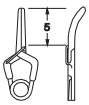	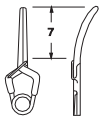	
3,8 mm	3,6 mm	3,8 mm	3,6 mm	4,0 mm	4,4 mm	3,6 mm
110 gms	110 gms	110 gms	110 gms	110 gms	110 gms	110 gms

20.657.14 T	20.657.24 T	20.657.16 T	20.657.17 T	20.657.27 T	20.657.28 T	20.658.06 T	20.658.07 T
20.657.14	20.657.24	20.657.16	20.657.17	20.657.27	20.657.28	20.658.06	20.658.07
	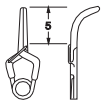	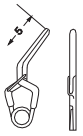	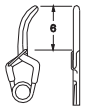	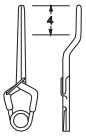	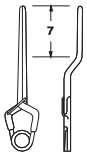	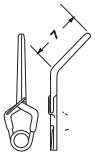	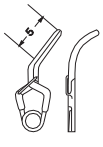
3,5 mm	4,0 mm	3,5 mm	6,0 mm	7,0 mm	5,7 mm	4,5 mm	4,0 mm
110 gms	110 gms	130 gms	130 gms	130 gms	130 gms	130 gms	130 gms

YASARGIL - Aneurysmen - Gefäß - Clips
YASARGIL - Aneurysm - Vessel - Clips

MINI

für temporären Verschluß
for temporary closure

Titan / Titanium	20.651.80 T	20.651.90 T	20.652.00 T	20.652.10 T	20.652.20 T	20.651.82 T
Impl. Stahl / Impl. steel	20.651.80	20.651.90	20.652.00	20.652.10	20.652.20	20.651.82
Form		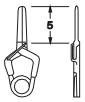		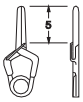	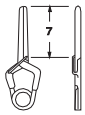	
Öffnung/max. opening	3,3 mm	4,0 mm	3,3 mm	4,0 mm	4,6 mm	3,2 mm
Druck / Force	90 gms	70 gms	90 gms	70 gms	70 gms	90 gms

20.651.92 T	20.652.11 T	20.652.12 T	20.652.13 T	20.652.26 T	20.652.22 T	20.651.94 T
20.651.92	20.652.11	20.652.12	20.652.13	20.652.26	20.652.22	20.651.94
		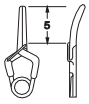		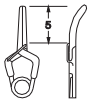	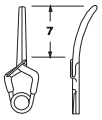	
3,8 mm	3,6 mm	3,8 mm	3,6 mm	4,0 mm	4,4 mm	3,6 mm
70 gms	80 gms	70 gms	80 gms	70 gms	70 gms	80 gms

20.652.14 T	20.652.24 T	20.652.16 T	20.652.17 T	20.652.27 T	20.652.28 T	20.653.06 T	20.653.07 T
20.652.14	20.652.24	20.652.16	20.652.17	20.652.27	20.652.28	20.653.06	20.653.07
	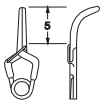	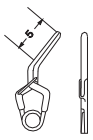	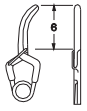	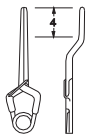	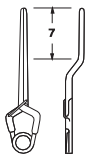	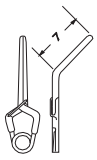	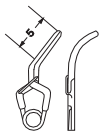
3,5 mm	4,0 mm	3,5 mm	6,0 mm	7,0 mm	5,7 mm	4,5 mm	4,0 mm
80 gms	70 gms	70 gms	70 gms	70 gms	70 gms	70 gms	70 gms

YASARGIL - Aneurysmen-Gefäß-Clips-Anlegezangen
YASARGIL - Aneurysm-Vessel-Clips-Applying Forceps

Anlegezange mit Rundgriff - FLEXIBEL - mit und ohne drehbarem Maulteil
Applying forceps with round handle - FLEXIBLE - with and without Rotation

Implant Steel 1.4441 / ISO 5832-1

Form	nicht drehbar / non rotating			drehbar / rotating		
	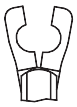			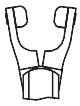		
Länge / length	70 mm 2 ¾	90 mm 3 ½	110 mm 4 ⅓	70 mm 2 ¾	90 mm 3 ½	110 mm 4 ⅓
Mini	20.651.070	20.651.090	20.651.110	20.651.071	20.651.091	20.651.111
Standard	20.652.070	20.652.090	20.652.110	20.652.071	20.652.091	20.652.111

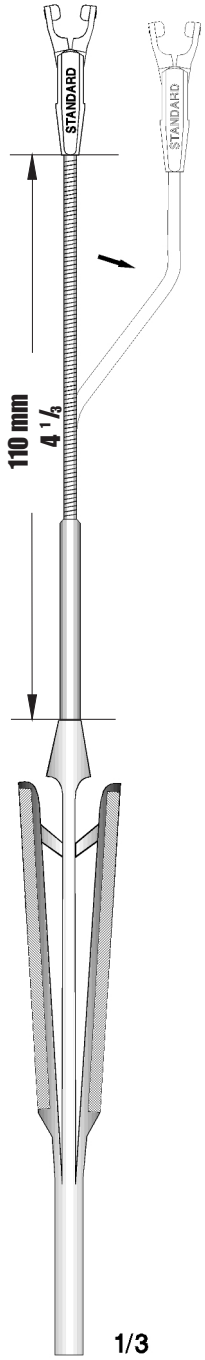

1/3

20.652.111
110 mm
4 ⅓

Beispiel für Drehmechanismus
Example for rotation

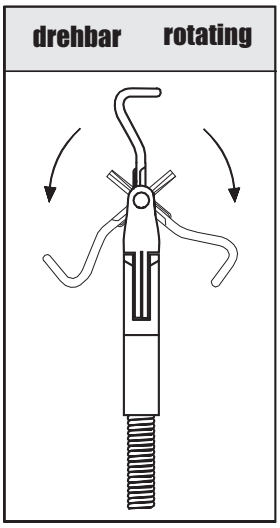

YASARGIL - Aneurysmen-Gefäß-Clips-Anlegezangen
YASARGIL - Aneurysm-Vessel-Clips-Applying Forceps

Anlegezange mit Rundgriff - FLEXIBEL - mit und ohne drehbarem Maulteil
Applying forceps with round handle - FLEXIBLE - with and without Rotation

Titanium Ti 6Al 4V / ISO 5832-3

Form	nicht drehbar / non rotating			drehbar / rotating		
Länge / length	70 mm 2 ¾	90 mm 3 ½	110 mm 4 ⅓	70 mm 2 ¾	90 mm 3 ½	110 mm 4 ⅓
Mini	20.651.070T	20.651.090T	20.651.110T	20.651.071T	20.651.091T	20.651.111T

Beispiel für Drehmechanismus
Example for rotation

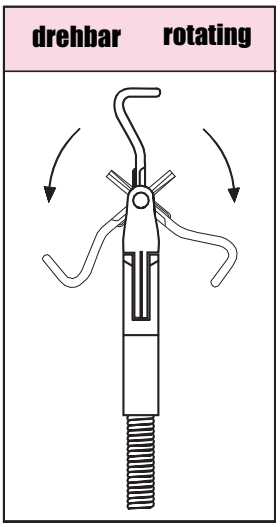

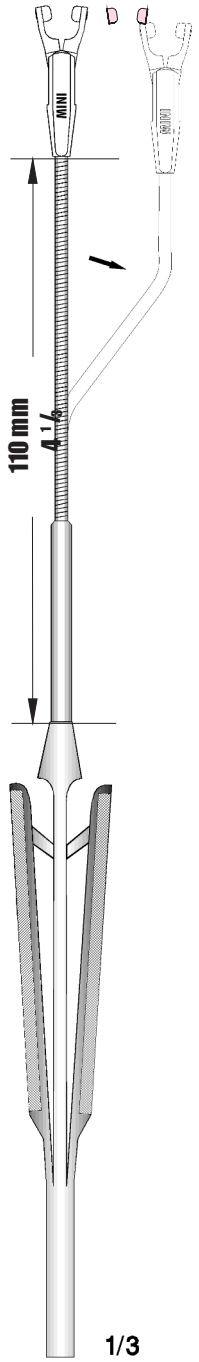

1/3

20.651.111 T
110 mm
4 ⅓

YASARGIL - Aneurysmen-Gefäß-Clips-Anlegezangen
YASARGIL - Aneurysm-Vessel-Clips-Applying Forceps

Anlegezange mit Ringgriff - STARR - mit und ohne drehbarem Maulteil
Applying Forceps with ring handles - RIGID - with and without Rotation

Implant Steel 1.4441 / ISO 5832-1

	nicht drehbar / non rotating				drehbar / rotating			
Form	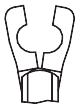				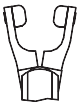			
Länge length	70 mm 2 ¾	90 mm 3 ½	110 mm 4 ⅓	130 mm 5 ⅛	70 mm 2 ¾	90 mm 3 ½	110 mm 4 ⅓	130 mm 5 ⅛
Mini	20.655.18	20.655.19	20.655.20	20.655.24	20.655.21	20.655.22	20.655.23	20.655.25
Standard	20.655.28	20.655.29	20.655.30	20.655.34	20.655.31	20.655.32	20.655.33	20.655.35

Beispiel für Drehmechanismus
Example for rotation

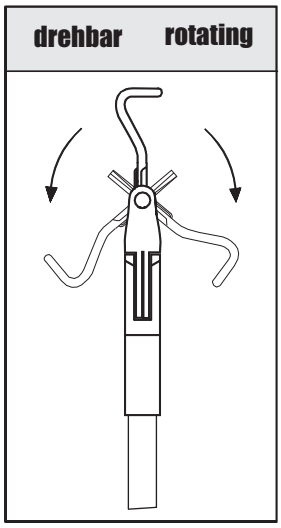

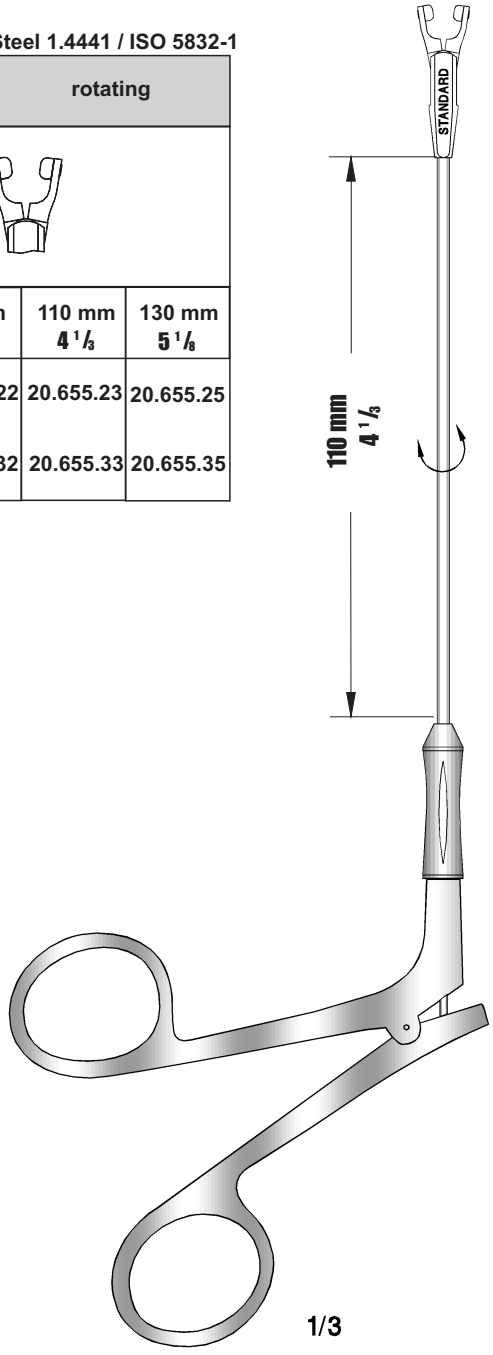

1/3
20.655.33
110 mm
4 ⅓

YASARGIL - Aneurysmen-Gefäß-Clips-Anlegezangen
YASARGIL - Aneurysm-Vessel-Clips-Applying Forceps

Anlegezange mit Ringgriff - STARR - mit und ohne drehbarem Maulteil
Applying Forceps with ring handles - RIGID - with and without Rotation

Titanium Ti 6Al 4V / ISO 5832-3

Form	nicht drehbar / non rotating				drehbar / rotating			
	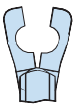				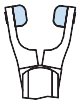			
Länge length	70 mm 2 ¾	90 mm 3 ½	110 mm 4 ⅓	130 mm 5 ⅛	70 mm 2 ¾	90 mm 3 ½	110 mm 4 ⅓	130 mm 5 ⅛
Mini	20.655.18T	20.655.19T	20.655.20T	20.655.24T	20.655.21T	20.655.22T	20.655.23T	20.655.25T
Standard	20.655.28T	20.655.29T	20.655.30T	20.655.34T	20.655.31T	20.655.32T	20.655.33T	20.655.35T

Beispiel für Drehmechanismus
Example for rotation

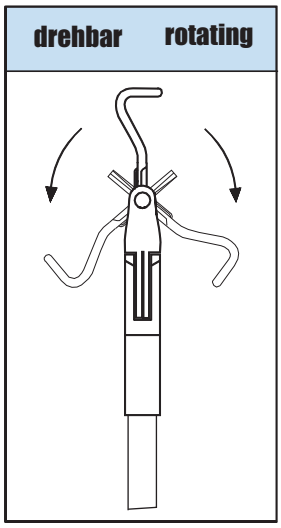

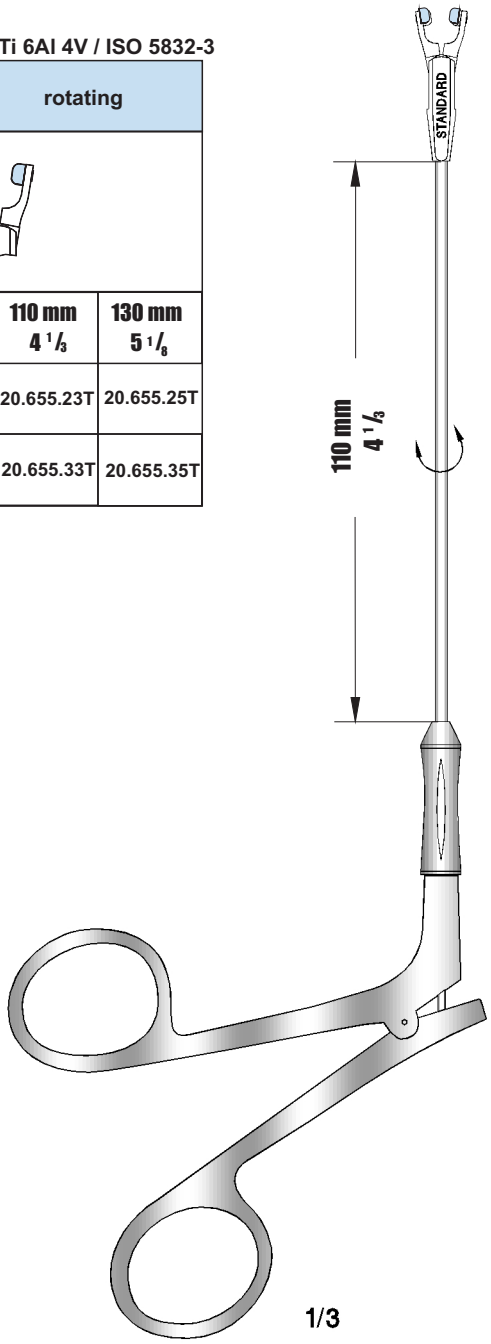

1/3

20.655.33T
110 mm
4 ⅓

YASARGIL - Aneurysmen-Gefäß-Clips-Anlegezangen
YASARGIL - Aneurysm-Vessel-Clips-Applying Forceps

Anlegezange mit Rundgriff - STARR - mit und ohne drehbarem Maulteil
Applying Forceps with round handle - RIGID - with and without Rotation

Implant Steel 1.4441 / ISO 5832-1

Form	nicht drehbar / non rotating			drehbar / rotating		
	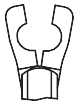			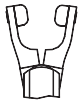		
Länge length	**70 mm 2 ¾**	**90 mm 3 ½**	**110 mm 4 ⅓**	**70 mm 2 ¾**	**90 mm 3 ½**	**110 mm 4 ⅓**
Mini	**20.653.070**	**20.653.090**	**20.653.110**	**20.653.071**	**20.653.091**	**20.653.111**
Standard	**20.654.070**	**20.654.090**	**20.654.110**	**20.654.071**	**20.654.091**	**20.654.111**

Beispiel für Drehmechanismus
Example for rotation

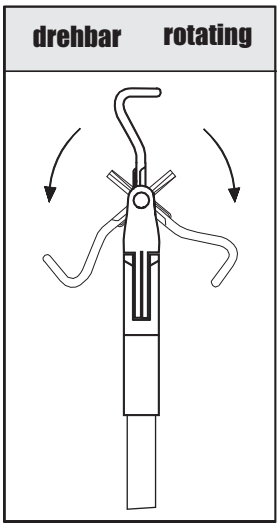

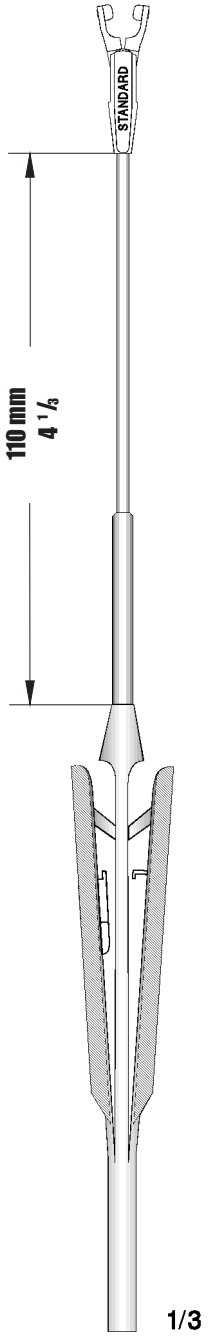

20.654.111
110 mm
4 ⅓

YASARGIL - Aneurysmen-Gefäß-Clips-Anlegezangen
YASARGIL - Aneurysm-Vessel-Clips-Applying Forceps

Anlegezange mit Rundgriff - STARR - mit und ohne drehbarem Maulteil
Applying Forceps with round handle - RIGID - with and without Rotation

Titanium Ti 6Al 4V / ISO 5832-3

Form	nicht drehbar / non rotating			drehbar / rotating		
	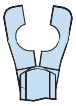			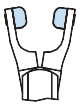		
Länge / length	70 mm 2 ¾	90 mm 3 ½	110 mm 4 ⅓	70 mm 2 ¾	90 mm 3 ½	110 mm 4 ⅓
Mini	20.653.070T	20.653.090T	20.653.110T	20.653.071T	20.653.091T	20.653.111T
Standard	20.654.070T	20.654.090T	20.654.110T	20.654.071T	20.654.091T	20.654.111T

Beispiel für Drehmechanismus
Example for rotation

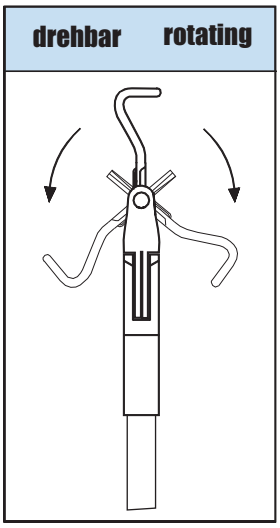

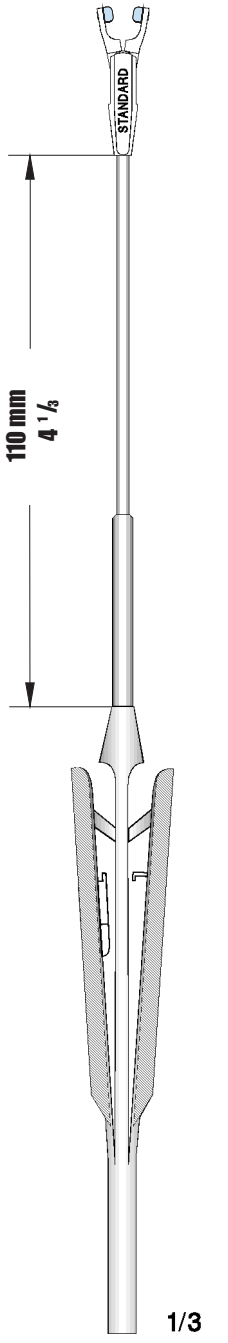

20.654.111 T
110 mm
4 ⅓

YASARGIL - Aneurysmen-Gefäß-Clips-Anlegezangen
YASARGIL - Aneurysm-Vessel-Clips-Applying Forceps

Anlegezange mit Rundgriff - STARR - mit und ohne drehbarem Maulteil
Applying Forceps with round handle - RIGID - with and without Rotation

Implant Steel 1.4441 / ISO 5832-1

Form	nicht drehbar	non rotating		drehbar	rotating	
	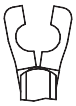			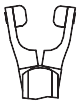		
Länge length	70 mm 2 3/4	90 mm 3 1/2	110 mm 4 1/3	70 mm 2 3/4	90 mm 3 1/2	110 mm 4 1/3
Mini	20.655.070	20.655.090	20.655.110	20.655.071	20.655.091	20.655.111
Standard	20.656.070	20.656.090	20.656.110	20.656.071	20.656.091	20.656.111

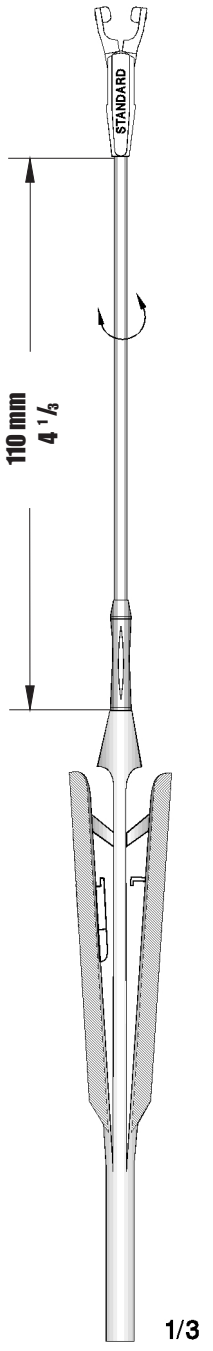

1/3
20.656.111
110 mm
4 1/3

Beispiel für Drehmechanismus
Example for rotation

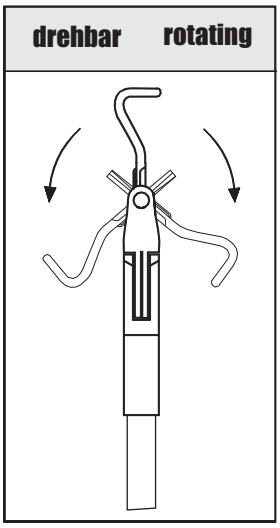

YASARGIL - Aneurysmen-Gefäß-Clips-Anlegezangen
YASARGIL - Aneurysm-Vessel-Clips-Applying Forceps

Anlegezange mit Rundgriff - STARR - mit und ohne drehbarem Maulteil
Applying Forceps with round handle - RIGID - with and without Rotation

Titanium Ti 6Al 4V / ISO 5832-3

Form	nicht drehbar / non rotating			drehbar / rotating		
	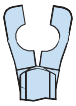			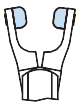		
Länge / length	**70 mm 2 ¾**	**90 mm 3 ½**	**110 mm 4 ⅓**	**70 mm 2 ¾**	**90 mm 3 ½**	**110 mm 4 ⅓**
Mini	20.655.070T	20.655.090T	20.655.110T	20.655.071T	20.655.091T	20.655.111T
Standard	20.656.070T	20.656.090T	20.656.110T	20.656.071T	20.656.091T	20.656111 T

Beispiel für Drehmechanismus
Example for rotation

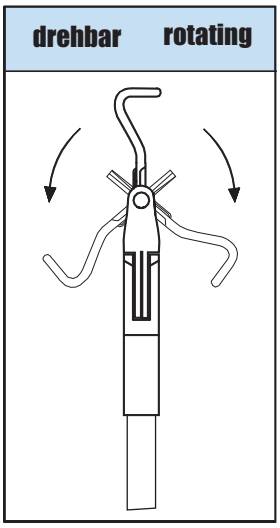

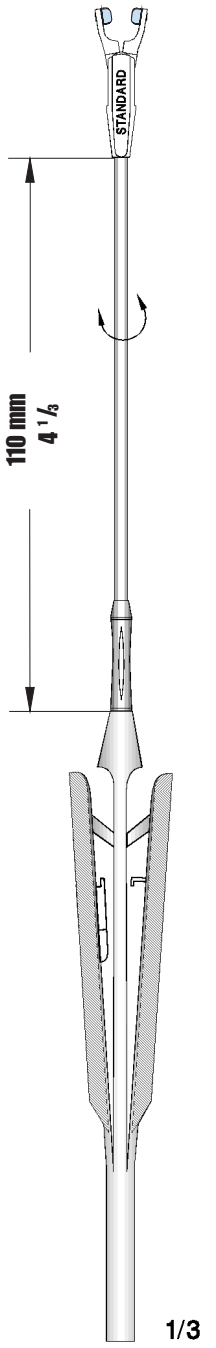

1/3
20.656.111T
110 mm
4 ⅓

YASARGIL - Aneurysmen-Gefäß-Clips-Anlegezangen
YASARGIL - Aneurysm-Vessel-Clips-Applying Forceps

Anlegezange mit Rundgriff - BAJONETT - mit und ohne drehbarem Maulteil
Applying Forceps with round handle - BAYONET - with and without Rotation

Implant Steel 1.4441 / ISO 5832-1

Form	nicht drehbar / non rotating			drehbar / rotating		
	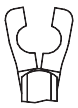			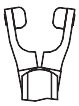		
Länge length	70 mm 2 ¾	90 mm 3 ½	110 mm 4 ⅓	70 mm 2 ¾	90 mm 3 ½	110 mm 4 ⅓
Mini	20.657.070	20.657.090	20.657.110	20.657.071	20.657.091	20.657.111
Standard	20.658.070	20.658.090	20.658.110	20.658.071	20.658.091	20.658.111

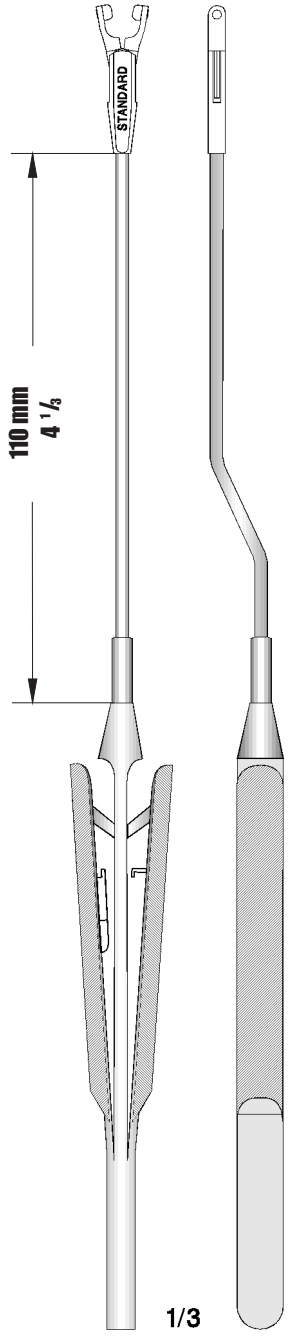

1/3

20.658.111
110 mm
4 ⅓

Beispiel für Drehmechanismus
Example for rotation

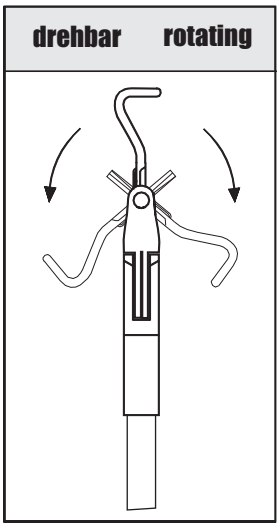

YASARGIL - Aneurysmen-Gefäß-Clips-Anlegezangen
YASARGIL - Aneurysm-Vessel-Clips-Applying Forceps

Anlegezange mit Rundgriff - BAJONETT - mit und ohne drehbarem Maulteil
Applying Forceps with round handle - BAYONET - with and without Rotation

Titanium Ti 6Al 4V / ISO 5832-3

Form	nicht drehbar / non rotating			drehbar / rotating		
	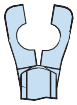			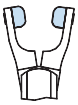		
Länge / length	70 mm 2 ¾	90 mm 3 ½	110 mm 4 ⅓	70 mm 2 ¾	90 mm 3 ½	110 mm 4 ⅓
Mini	20.657.070T	20.657.090T	20.657.110T	20.657.071T	20.657.091T	20.657.111T
Standard	20.658.070T	20.658.090T	20.658.110 T	20.658.071T	20.658.091T	20.658.111T

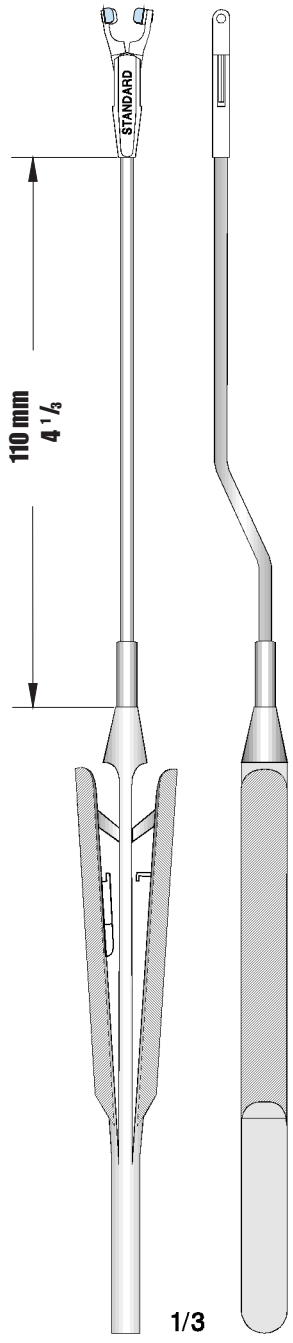

20.658.111T
110 mm
4 ⅓

Beispiel für Drehmechanismus
Example for rotation

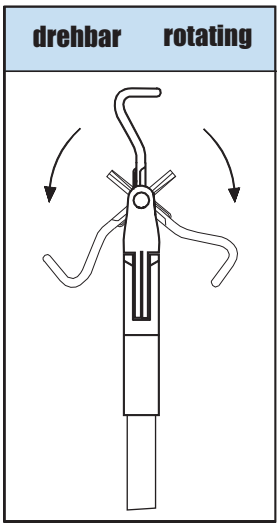

YASARGIL - Aneurysmen-Gefäß-Clips-Anlegezangen
YASARGIL - Aneurysm-Vessel-Clips-Applying Forceps

Anlegezange - mit und ohne drehbarem Maulteil

Applying forceps with and without Rotation

Anlegezange gerade, mit Sperre, Länge : 18 cm
Applying Forceps straight, with ratchet, length : 18 cm

Mini	20.655.48	
Standard	20.655.58	
Mini	20.655.49	drehbar rotating
Standard	20.655.59	drehbar rotating
TITAN Mini	20.655.49T	drehbar rotating

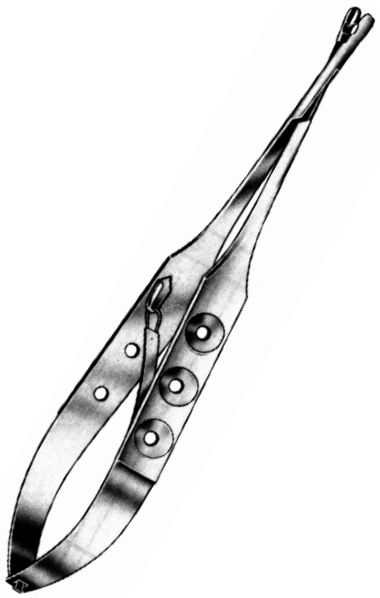

Anlegezange bajonett, mit Sperre
Applying Forceps bayonet, with ratchet

Länge Length	17 cm	21 cm	23 cm	
Mini	20.655.40	20.655.42	20.655.44	
Standard	20.655.50	20.655.52	20.655.54	
Mini	20.655.41	20.655.43	20.655.45	drehbar rotating
Standard	20.655.51	20.655.53	20.655.55	drehbar rotating
TITAN Mini	20.655.41T	20.655.43T	20.655.45T	drehbar rotating



YASARGIL - Aneurysmen-Gefäß-Clips-Anlegezangen
YASARGIL - Aneurysm-Vessel-Clips-Applying Forceps

Anlegezange doppeltübersetzt

Applying forceps with double action

Standart

	Implant Steel 1.4441 / ISO 5832-1						Titanium Ti 6Al 4V / ISO 5832-3					
	nicht drehbar / non rotating			drehbar / rotating			nicht drehbar / non rotating			drehbar / rotating		
Form												
Länge / length	*190 mm 7	210 mm 8 1/4	230 mm 9	*190 mm 7	210 mm 8 1/4	230 mm 9	*190 mm 7	210 mm 8 1/4	230 mm 9	*190 mm 7	210 mm 8 1/4	230 mm 9
nicht abwinkelbar / without articulation	20.652.000	20.652.002	20.652.004	20.652.001	20.652.003	20.652.005	20.652.000T	20.652.002T	20.652.004T	20.652.001T	20.652.003T	20.652.005T
abwinkelbar / with articulation	20.652.006	20.652.008	20.652.010	20.652.007	20.652.009	20.652.011	20.652.006T	20.652.008T	20.652.010T	20.652.007T	20.652.009T	20.652.011T

* Nur in gerader Modellvariante erhältlich
* Only in straight form available

Anlegezange doppeltübersetzt,bajonett, mit Sperre
Applying Forceps double action,bayonet, with ratchet

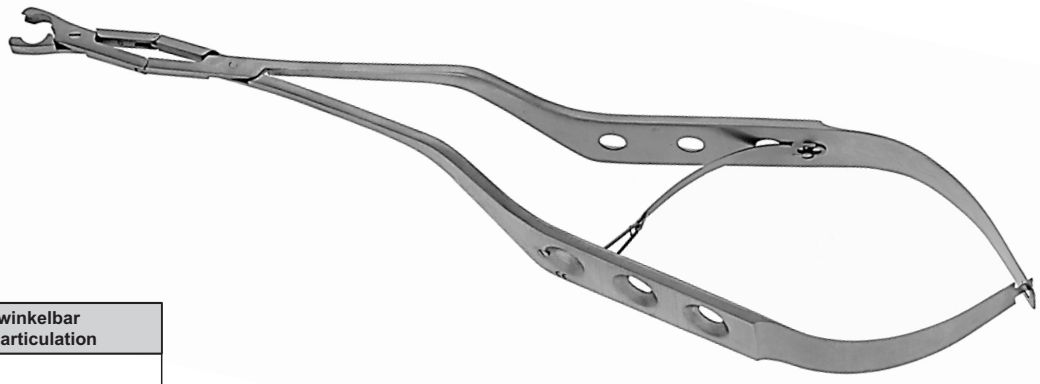

abwinkelbar / with articulation

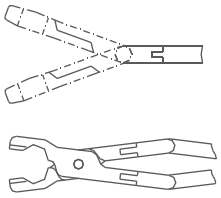

20.652.002
210 mm
8 1/4

YASARGIL - Aneurysmen-Gefäß-Clips-Anlegezangen
YASARGIL - Aneurysm-Vessel-Clips-Applying Forceps

Anlegezange doppeltübersetzt

Applying forceps with double action

Mini

	Implant Steel 1.4441 / ISO 5832-1						Titanium Ti 6Al 4V / ISO 5832-3					
	nicht drehbar / non rotating			drehbar / rotating			nicht drehbar / non rotating			drehbar / rotating		
Form												
Länge / length	*190 mm 7	210 mm 8 1/4	230 mm 9	*190 mm 7	210 mm 8 1/4	230 mm 9	*190 mm 7	210 mm 8 1/4	230 mm 9	*190 mm 7	210 mm 8 1/4	230 mm 9
nicht abwinkelbar / without articulation	20.651.000	20.651.002	20.651.004	20.651.001	20.651.003	20.651.005	20.651.000T	20.651.002T	20.651.004T	20.651.001T	20.651.003T	20.651.005T
abwinkelbar / with articulation	20.651.006	20.651.008	20.651.010	20.651.007	20.651.009	20.651.011	20.651.006T	20.651.008T	20.651.010T	20.651.007T	20.651.009T	20.651.011T

* Nur in gerader Modellvariante erhältlich
* Only in straight form available

Anlegezange doppeltübersetzt,bajonett, mit Sperre
Applying Forceps double action,bayonet, with ratchet



abwinkelbar / with articulation

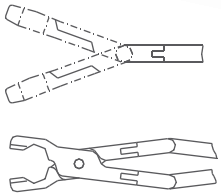

20.651.002
210 mm
8 1/4

BIEMER - Gefäß - Clips - System
BIEMER - Vessel - Clips - System

Gefäßclips nach BIEMER
BIEMER Vessel Clips

Form	Maulöffnung opening	Maullänge Length of the jaws	Schließkraft closing force
20.645.60	4,0 mm	6,0 mm	30 - 40 gms 0,29 - 0,39 Newton
20.645.61	5,0 mm	9,0 mm	30 - 40 gms 0,29 - 0,39 Newton
20.645.62	5,0 mm	9,0 mm	20 - 25 gms 0,20 - 0,25 Newton

Für temporären Gebrauch

(gekennzeichnet durch gelb eingefärbte Federenden)
für Gefäße mit einem Durchmesser von 0,5 - 2,0 mm.

Maulinnenflächen schräg gerieft
für schonendes, sicheres Festhalten der Gefäße.

Der fest eingestellte Schließdruck
gewährt risikofreie Anwendung.

for temporary occlusion

(identified by yellow coloured spring ends)
for vessel diam. 0.5 - 2.0 mm.

Blade gripping surface with oblique serrations
for safe but careful gripping of vessels.

No risk due to rigidly fixed closing force.

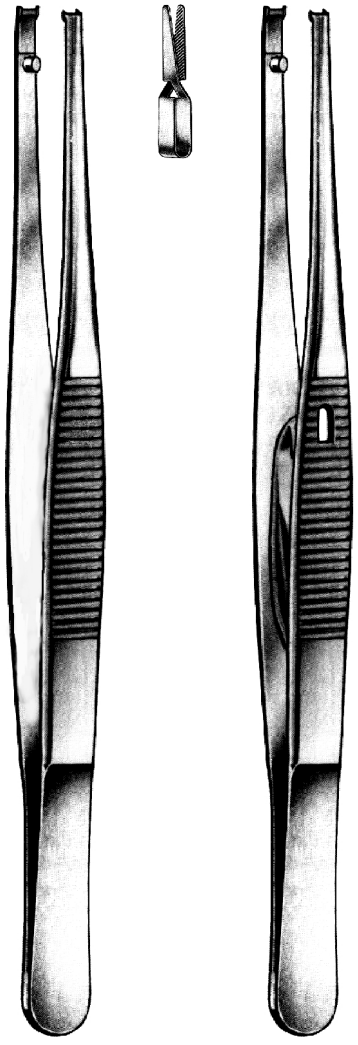

BIEMER
20.645.68

Anlegepinzette ohne Schloß,
für Mikro - Gefäßclips
64.560 - 64.562 und
Approximatoren
64.611 - 64.615 und
64.671 - 64.674

Applying forceps without lock,
for vessel clips
64.560 - 64.562 and
Approximators
64.611 - 64.615 and
64.671 - 64.674

BIEMER
20.645.69

Anlegepinzette mit Schloß,
für Mikro - Gefäßclips
64.560 - 64.562 und
Approximatoren
64.611 - 64.615 und
64.671 - 64.674

Applying forceps with lock,
for vessel clips
64.560 - 64.562 and
Approximators
64.611 - 64.615 and
64.671 - 64.674

MEHDORN - Gefäß - Clips - System
MEHDORN - Vessel - Clips - System

Gefäßclips nach MEHDORN

MEHDORN Vessel Clips

Form	Maullänge Length of the jaws	Schließkraft closing force
20.645.52	4 x 1,0 mm	10 - 15 gms 0,10 - 0,15 Newton
20.645.54	4 x 1,4 mm	15 - 20 gms 0,15 - 0,20 Newton
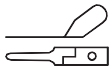 20.645.56	6 x 1,0 mm	10 - 15 gms 0,10 - 0,15 Newton
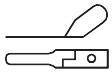 20.645.58	6 x 1,4 mm	15 - 20 gms 0,15 - 0,20 Newton

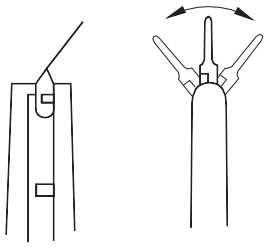

Beispiele für variable Position des Clips
Example for various positions



MEHDORN
20.645.78

Anlegepinzette für Mikro - Gefäßclips
64.552 - 64.558

Applying forceps for vessel clips
64.552 - 64.558

Für temporären Gebrauch

(gekennzeichnet durch gelb eingefärbte Federenden)
für Gefäße mit einem Durchmesser von 0,5 - 2,0 mm.

Maulinnenflächen schräg gerieft
für schonendes, sicheres Festhalten der Gefäße.

Der fest eingestellte Schließdruck
gewährt risikofreie Anwendung.

for temporary occlusion

(identified by yellow coloured spring ends)
for vessel diam. 0.5 - 2.0 mm.

Blade gripping surface with oblique serrations
for safe but careful gripping of vessels.

No risk due to rigidly fixed closing force.

BIEMER - MÜLLER - Gefäß - Clips - System
BIEMER - MÜLLER - Vessel - Clips - System

Für temporären Gebrauch

(gekennzeichnet durch gelb eingefärbte Federenden) für Gefäße mit einem Durchmesser von 0,5 - 2,0 mm.

Maulinnenflächen schräg gerieft für schonendes, sicheres Festhalten der Gefäße.

Der fest eingestellte Schließdruck gewährt risikofreie Anwendung.

for temporary occlusion

(identified by yellow coloured spring ends) for vessel diam. 0.5 - 2.0 mm.

Blade gripping surface with oblique serrations for safe but careful gripping of vessels.

No risk due to rigidly fixed closing force.

Approximatoren nach BIEMER - MÜLLER
BIEMER - MÜLLER Approximators

Form	Maulöffnung opening	Maullänge Length of the jaws	Schließkraft closing force
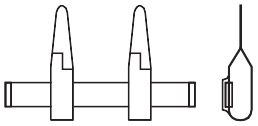 20.646.15	4,0 mm	6,0 mm	30 - 40 gms 0,29 - 0,39 Newton
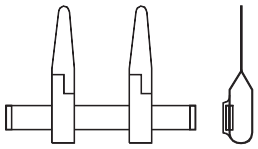 20.646.11	5,0 mm	9,0 mm	30 - 40 gms 0,29 - 0,39 Newton
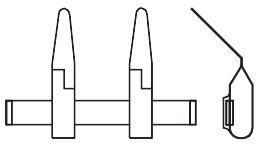 20.646.12	5,0 mm	9,0 mm	30 - 40 gms 0,29 - 0,39 Newton
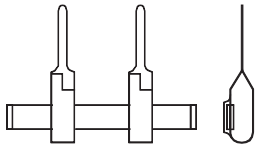 20.646.13	5,0 mm	9,0 mm	30 - 40 gms 0,29 - 0,39 Newton
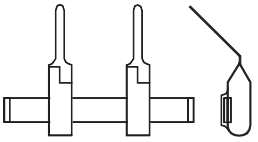 20.646.14	5,0 mm	9,0 mm	30 - 40 gms 0,29 - 0,39 Newton

BIEMER 20.645.68



BIEMER 20.645.69

MÜLLER - Gefäß - Clips - System
MÜLLER - Vessel - Clips - System

Approximatoren nach MÜLLER
MÜLLER Approximators

Für temporären Gebrauch

(gekennzeichnet durch gelb eingefärbte Federenden)
für Gefäße mit einem Durchmesser von 0,5 - 2,0 mm.

Maulinnenflächen schräg gerieft
für schonendes, sicheres Festhalten der Gefäße.

Der fest eingestellte Schließdruck
gewährt risikofreie Anwendung.

for temporary occlusion

(identified by yellow coloured spring ends)
for vessel diam. 0.5 - 2.0 mm.

Blade gripping surface with oblique serrations
for safe but careful gripping of vessels.

No risk due to rigidly fixed closure force.

Form	∅ Diameter	Schließkraft closing force
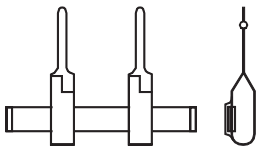 20.646.71	1 mm	25 - 30 gms 0,25 - 0,29 Newton
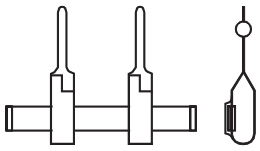 20.646.72	2 mm	25 - 30 gms 0,25 - 0,29 Newton
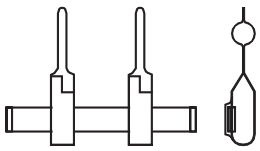 20.646.73	3 mm	25 - 30 gms 0,25 - 0,29 Newton
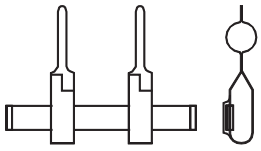 20.646.74	4 mm	25 - 30 gms 0,25 - 0,29 Newton

BIEMER
20.645.68



BIEMER
20.645.69

Anlegepinzette ohne Schloß, für Mikro - Gefäßclips 20.645.60 - 20.645.62 und Approximatoren 20.646.11 - 20.646.15 und 20.646.71 - 20.646.74

Anlegepinzette mit Schloß, für Mikro - Gefäßclips 20.645.60 - 20.645.62 und Approximatoren 20.646.11 - 20.646.15 und 20.646.71 - 20.646.74

Applying forceps without lock, for vessel clips 20.645.60 - 20.645.62 and Approximators 20.646.11 - 20.646.15 and 20.646.71 - 20.646.74

Applying forceps with lock, for vessel clips 20.645.60 - 20.645.62 and Approximators 20.646.11 - 20.646.15 and 20.646.71 - 20.646.74

BIEMER - Gefäß - Clips - System
BIEMER - Vessel - Clips - System

Approximatoren nach BIEMER
BIEMER Approximators

Für temporären Gebrauch

**(gekennzeichnet durch gelb eingefärbte Federenden)
für Gefäße mit einem Durchmesser von 0,5 - 2,0 mm.**

**Maulinnenflächen schräg gerieft
für schonendes, sicheres Festhalten der Gefäße.**

**Der fest eingestellte Schließdruck
gewährt risikofreie Anwendung.**

for temporary occlusion

**(identified by yellow coloured spring ends)
for vessel diam. 0.5 - 2.0 mm.**

**Blade gripping surface with oblique serrations
for safe but careful gripping of vessels.**

No risk due to rigidly fixed pressure measure.

Form	Maulöffnung opening	Maullänge Length of the jaws	Schließkraft closing force
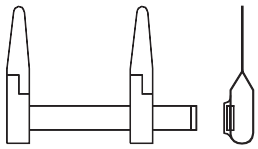 20.645.70	5,0 mm	9 mm	30 - 40 gms 0,29 - 0,39 Newton



**BIEMER
20.645.72**

**Anlegepinzette für Gefäß-
Approximator nach BIEMER**

**Applying forceps for
BIEMER vessel approximators**

MÜLLER - Gefäß - Clips - System
MÜLLER - Vessel - Clips - System

Gefäßclips nach MÜLLER
MÜLLER Vessel Clips

Für temporären Gebrauch

**Maulinnenflächen schräg gerieft
für schonendes, sicheres Festhalten der Gefäße.**

**Der fest eingestellte Schließdruck
gewährt risikofreie Anwendung.**

for temporary occlusion

**Blade gripping surface with oblique serrations
for safe but careful gripping of vessels.**

No risk due to rigidly fixed closing force.

Form	REF Artikelnummer Cat.No.	Schließkraft closing force
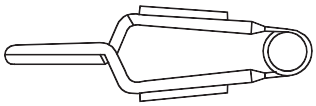	20.650.10	50 gms 0,49 Newton
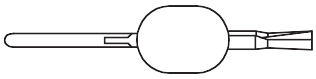	20.650.20	80 gms 0,79 Newton
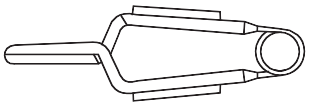	20.650.11	50 gms 0,49 Newton
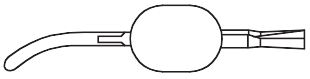	20.650.21	80 gms 0,79 Newton
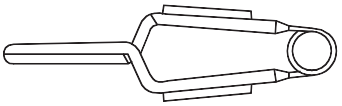	20.650.12	50 gms 0,49 Newton
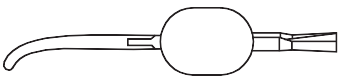	20.650.22	80 gms 0,79 Newton
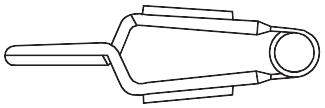	20.650.13	50 gms 0,49 Newton
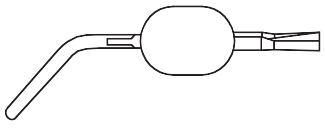	20.650.23	80 gms 0,79 Newton
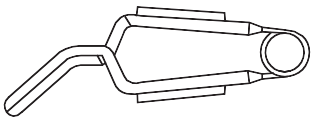	20.650.14	50 gms 0,49 Newton
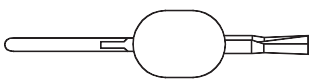	20.650.24	80 gms 0,79 Newton

ANTON HIPP
Instruments& Implants

ANTON HIPP GMBH MEDICAL
Instrumente und Implantate

Annastrasse 25/1
D-78567 Fridingen
Germany

Postfach 80
D-78565 Fridingen
Germany

Tel: +49-(0)7463-99303-0
Fax: +49-(0)7463-99303-50

Mail: info@anton-hipp.de
www.anton-hipp.de